



CERV-IR-4 Wireless Four Channel Relay

Overview

CERV-IR-4 Wireless Four Channel Relay provides a convenient wireless option to expand the CERV’s output capabilities. The CERV-IR-4 comes with 4 SPDT (Single Pole Double Throw – terminals: Normally Closed, Common, Normally Open) relay outputs capable of switching up to 250VAC at 2A. The CERV-IR-4 is compatible with any of the CERV’s standard output Auxiliary Output functions such as:

- Heat
- Cool
- Vent
- Humidify
- Dehumidify
- Fan Interlock
- Vent Interlock
- Zone Damper

Specifications

Power Supply	8-30 VDC or 8-24 VAC
Outputs Number Channels	4, SPDT – NC / C / NC
Outputs Maximum Voltage	250 VAC
Outputs Maximum Current	2A per channel

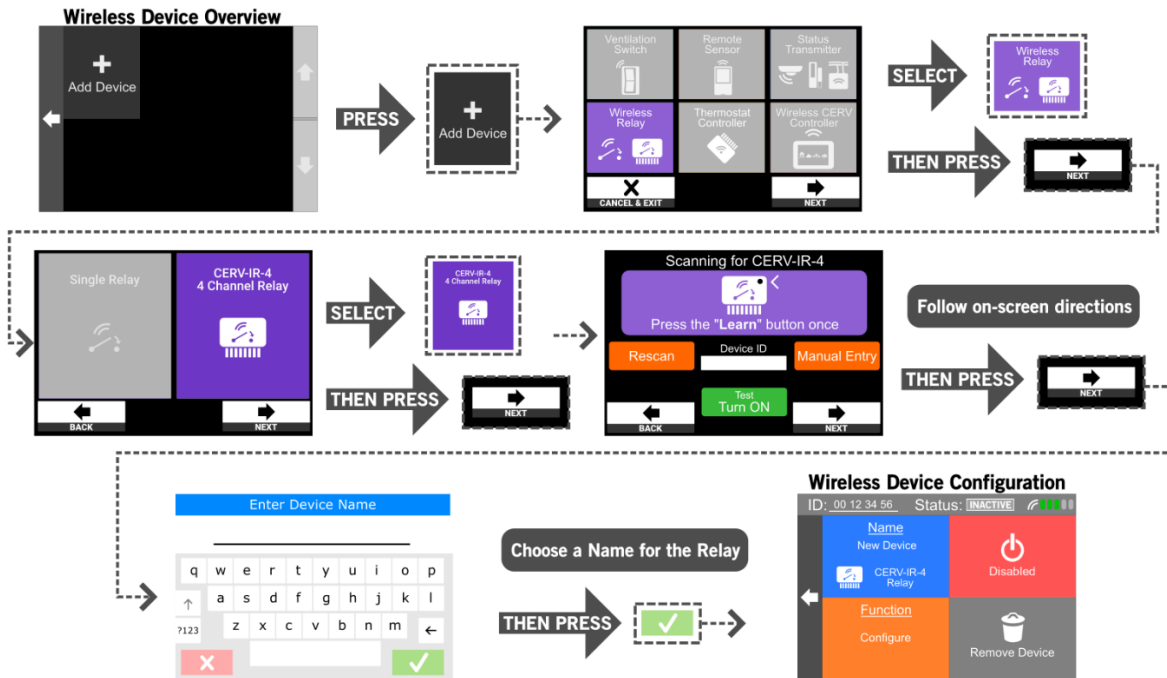
Radio Frequency	902MHz
Transmission Range	15m (50ft) indoor typical, 45m (150ft) line of sight

Dimensions	107 x 72 x 29 mm (5.1 x 3.2 x 1.1 in)
------------	--


Agency Listing and Compliance	
FCC Part 15.231 - Remote Control Transmitter IC 5713A-TCM2XXC	



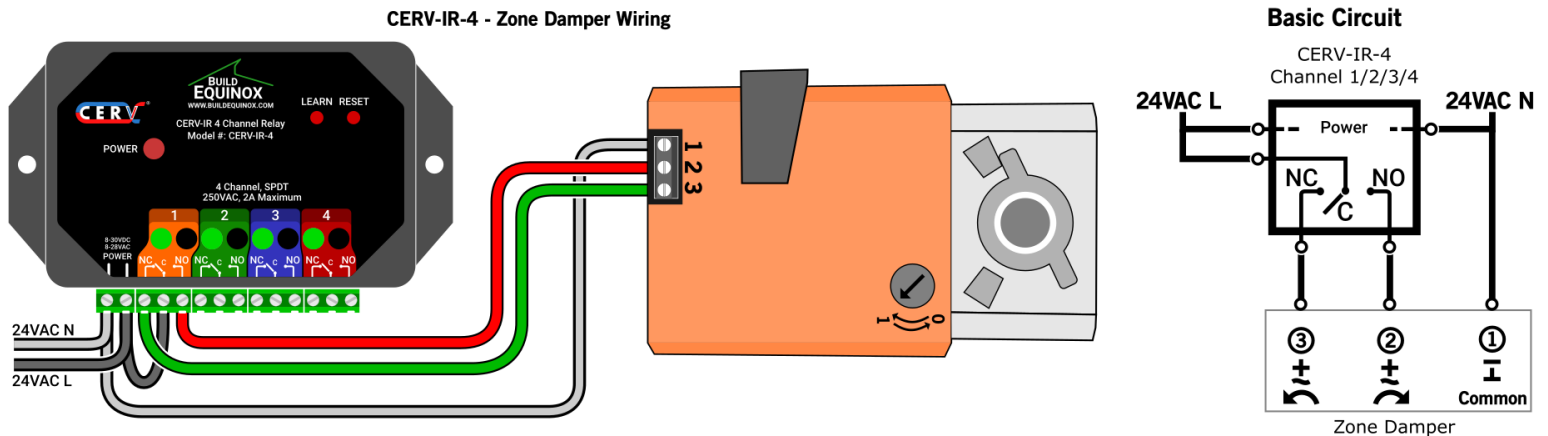
Pairing to CERV2



Example Electrical Wiring Diagram – Geo-Boost Glycol Pump



Example Electrical Wiring Diagram – Zone Dampers



Note: Always confirm zone damper rotation after installation. Rotation direction may be switched with circular 0-1 switch on damper motor.